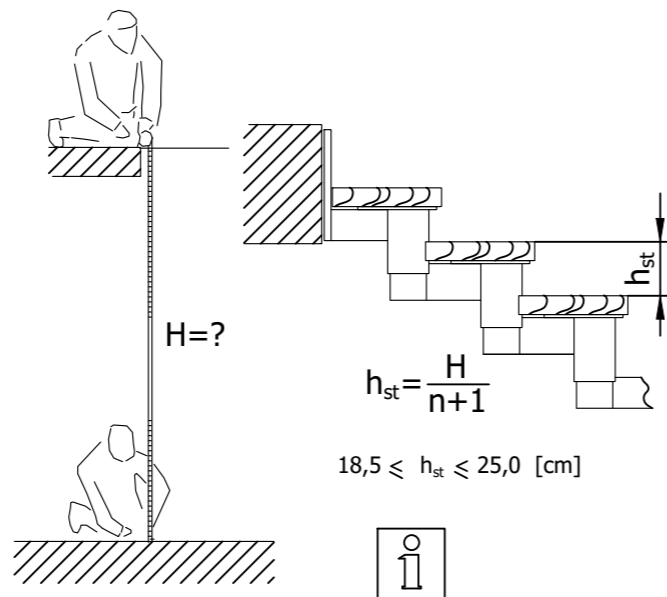
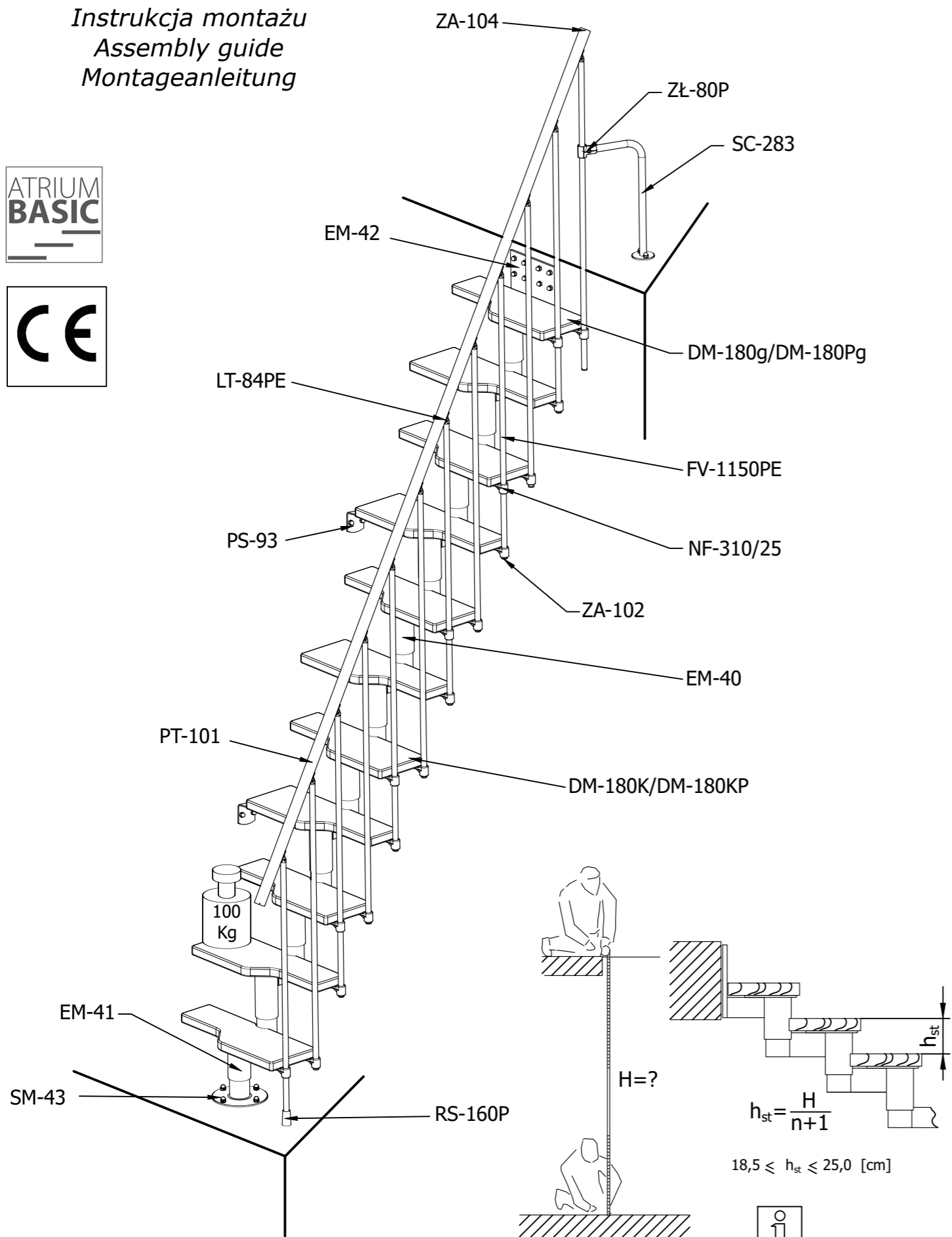



ATRIUM MINI /MINI PLUS M40V



www.atriumsystem.eu
+48 32 609 00 00
www.facebook.com/atriumsystem

Instrukcja montażu
Assembly guide
Montageanleitung

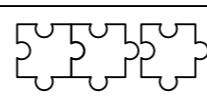


Wykaz części / Detail list / Stückliste



a	EM-42	b	EM-40	c	EM-41	d	SM-43	e	RS-160P				
f	DM-180g/DM-180Pg	g	DM-180K/DM-180KP	h	6x35	i	PS-93	j	LT-84PE				
opcja / option		opcja / option											
j1	M5x20	j2	M5	k	PT-101	l	3,9x19	m	ZA-104	n	ZA-102	o	S3+S4+S6
p	NF-310/25	p1	M6x12	p2	M6	r	ZŁ-80P	r1	M8x22	r2	M8	s	M8x10
t	FV-1150PE	u	SC-283	POTRZEBNE RÓWNIEŻ DO MONTAŻU! ALSO NEEDED! AUCH BENÖTIGTE!				Środki ostrożności / Precautions / Vorsichtsmaßnahmen					

Kolejność montażu / Installation order / Installationreihenfolge



<p>1.1</p>	<p>2.1</p>	<p>2.2</p>
-------------------	-------------------	-------------------

<p>2.3</p>	<p>3.1</p>	<p>3.2</p>	<p>3.3</p>
-------------------	-------------------	-------------------	-------------------

<p>3.4</p>	<p>3.5</p>	<p>3.6</p>	<p>4.1</p>
-------------------	-------------------	-------------------	-------------------

<p>5.1</p>	<p>5.2</p>	<p>5.3</p>
-------------------	-------------------	-------------------

<p>5.4</p>	<p>6.1</p>	<p>6.2</p>
-------------------	-------------------	-------------------

<p>6.3</p>	<p>7.1</p> <p>opcja / option</p>
-------------------	---

<p>7.2</p>	<p>7.3</p> <p>opcja / option*</p>
-------------------	--

*n=4,6,8, 10,12,14